




Theme: Life In Lockdown

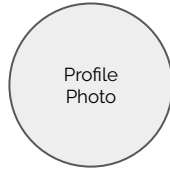
What if we are in a lockdown situation for more than a year?

Date and Place: 17 May 2020, Bangalore

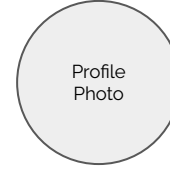
3 Blind Mice



Name : **Deepak Sharma**
Title: UX/UI Designer
UX Research



Name : **Anantha Narayan Behera**
Title : UX/UI Designer
UX Wireframe



Name : **Priyanka Babu**
Title : UX/UI Designer
UI Research and Design



MENTOR's Name
Title

Lockdown Scenario

CAPTURE A SCENARIO

What is the lockdown scenario you have identified and are interested to work on?

1. How might Richard, a 60-year-old heart patient who needs regular doctor visits takes care of his health?

To Simplify the work management.
Since the lockdown, Teams are working remotely from home. Project Managers find it difficult to track projects and Team members. Our goal is to help Managers to manage their team and projects efficiently.



Problem Identified

PROBLEM DESCRIPTION

EXAMPLE:

What exact problem from your lockdown scenario are you going to solve? Keep it succinct. How should hospitals and doctors take care of you if a patient's appointment with Richard is delayed or if you are going to get a COVID-19 test?

Since the lockdown, Teams are working remotely from home. Project Managers find it difficult to track projects and Team members.

WHY IS IT AN URGENT PROBLEM?

EXAMPLE:

Describe why your problem is urgent/ important to solve? Think of impact (financial, emotional, etc., and scale.) There are lots of patients with similar conditions and if they are not taken care then we will be compounding the problem. Think of impact.

Since the lockdown, Teams are working remotely from home. Project Managers find it difficult to track projects and Team members.



Target User Persona

NOTE: Create another slide if your problem/use case has more than one target user

PERSONA
Job Title
Demographics
Personality

- Sanchita Srivastava
- Senior Manager

DEMOGRAPHICS

Income:
Education:

FEELINGS

Values & Goals:
Worries:
Influences:

- Manages a team of 25
- Difficult to track progress for everyone at a time
- Lot of time spent on getting work updates

OBJECTIONS

Cost
Value
Fear

Target User Persona

NOTE: Create another slide if your problem/use case has more than one target user

PERSONA
Job Title
Gender
Marital Status

Project manager

Male

Raj Garcha

DEMOGRAPHICS

Income: 45 LPA

Education: M.COM

FEELINGS

Values & Goals:

Worries:

Influences:

- Manages a team of 60
- keeping team on the same page
- Poorly Defining the Goals And Objectives.
- Lot of time spent on getting work updates
- Challenges of Teamwork
- Lack of Accountability

OBJECTIONS

Cost

Value

Fear

STAGE 1
SUBMISSION

Make sure you have completed all the previous tasks, please email it to team@umo.design

Make sure you have completed:

- 1. Lockdown scenario captured
- 2. Identified the problem and explained why it is an urgent one
- 3. Target user persona(s)

IMPORTANT INSTRUCTIONS:

- Share a link to your Google Slides document or your Microsoft Powerpoint which ever you are working with, to **team@umo.design**
 - For sharing a Google Slide deck properly click on the Share (yellow button in the top right corner), Make sure "Anyone with the link" option is enabled. Then copy the link and email.
-

Explorations

SOLUTIONS & IDEAS

Capture and describe one or two alternative solutions you've considered

In-order to simplify their work management system, we will design a platform where ,

- The manager can view upcoming, existing and finished project.
- Managers and also view the work details of their team,
- Track who are overloaded with work, who are on bench, who has the skills to take up a certain project.
- Once the user specifies the key skills needed to start the project, the platform will automatically suggest team members who are capable for the work.



Solution

HOW DOES YOUR SOLUTION ADDRESS THE IDENTIFIED PROBLEM?

Describe your solution and how it benefits your user(s) and the experience it offers.

- Efficient Time Management
- Better work life balance
- Manage Teams
- Project Tracking is easier
- End of the month, generate a report of Projects and Team members



User Experience

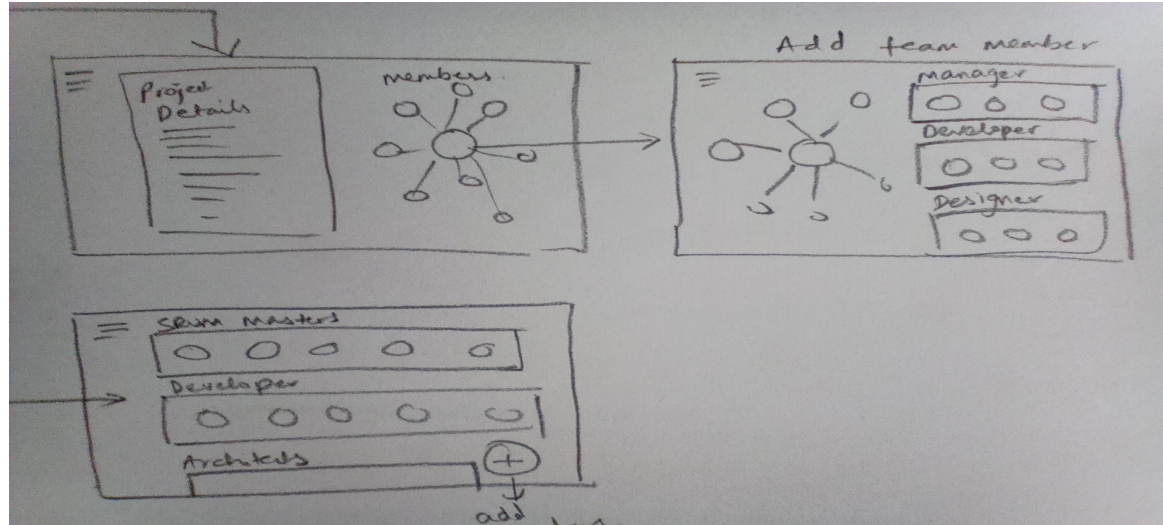
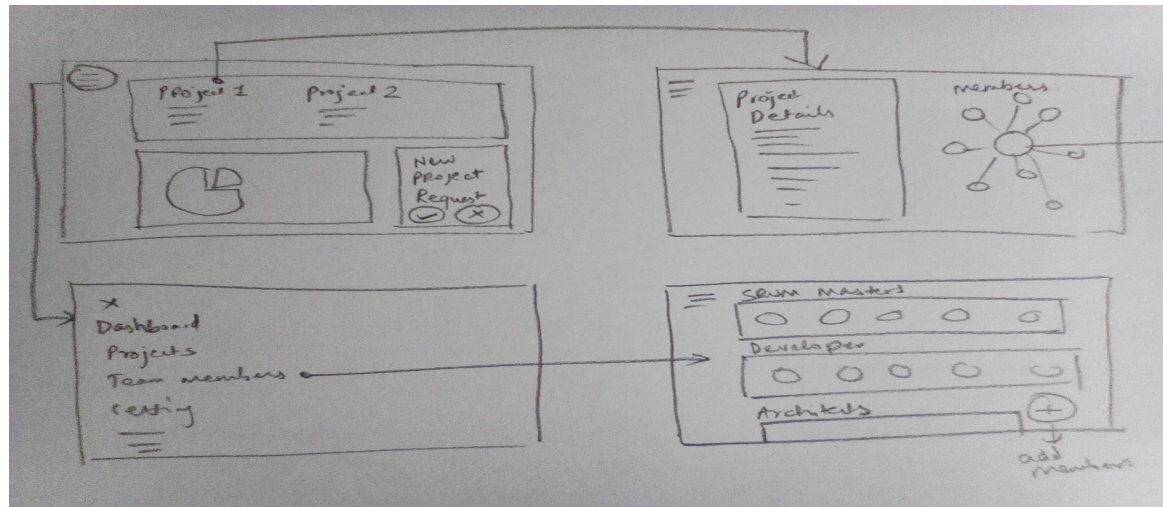
HOW DOES THE UX OF YOUR SOLUTION LOOK LIKE?

Please use any medium to communicate/ demo the UX of your solution.

NOTE:

You could post a max of 5 mockups or sketches to clearly demonstrate your solution.
AND/OR
Insert a video demo link (highly encouraged)

- User research on the personas
- List down the user stories.
- Create information Architecture.
- Wireframes
- Prototype
- Final UI



Process

Following the Design thinking principle and making it versatile by Agile process,



Impact

IMPACT OF YOUR SOLUTION

Describe how your solution changes/ enriches your target users' Life in the Lockdown

This tool solves the problem of working remotely yet efficiently. Due to the corona outbreak, we are unsure of when the situation will be back to Normal to considering this as the new normal, we create this tool to help the companies function effortlessly.




Execution & Viability

HOW CAN YOUR SOLUTION BE IMPLEMENTED AND SUCCESSFUL?

Describe briefly how your solution can be implemented effectively and efficiently.

We can integrate the platform with other applications APIs, from where the data can be pre populated.



STAGE 2

Submission | Final

Now that you have completed the all sections in the deck, Please send an email out to ensure that your submission is on time.

IMPORTANT FINAL SUBMISSION INSTRUCTIONS:

Please ensure that you submit the following:

- **Presentation Deck** - Review your deck for completion and submit
 - **Video** - Create a 3 min video (DO NOT EXCEED 3 mins) for the jury to evaluate and for the public voting. Imagine watching your video without any context. It should tell everything about the project, highlighting the problem, solution, and impact. Structure your video based on the evaluation criteria [here](#)
 - **Submission form** - Complete a final submission form and embed a video link and the presentation link [here](#)
-

Thank you!

Use this slide to add any final words, credits, etc.,